



Washington City

Feels Like Home

2020 Washington City Management Report

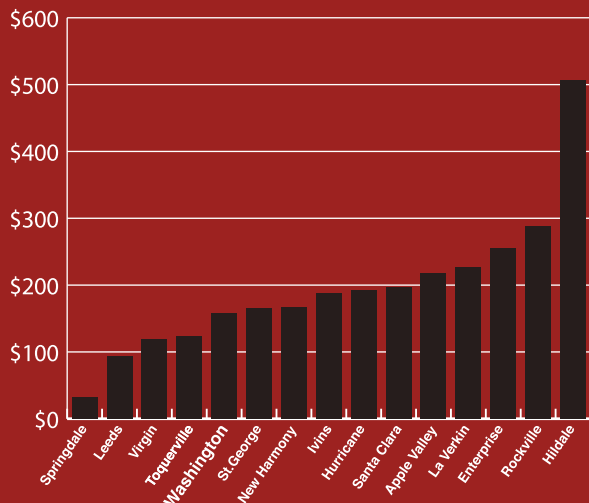
Dear Resident,

2020 will certainly stand out as a historic year for both Washington City and the world. The COVID-19 pandemic impacted the way we interact with our residents and how we provide services. During these challenging times, Washington continued to see unprecedented growth and demand for essential services. Our employees worked tirelessly to provide necessary municipal services while implementing safety protocols. I hope this report gives you a quick feel of how we are doing as a community. Please contact the City Offices for any questions you might have.

Sincerely,

Jeremy Redd
City Manager

Property Taxed Assessed on \$250,000 Home



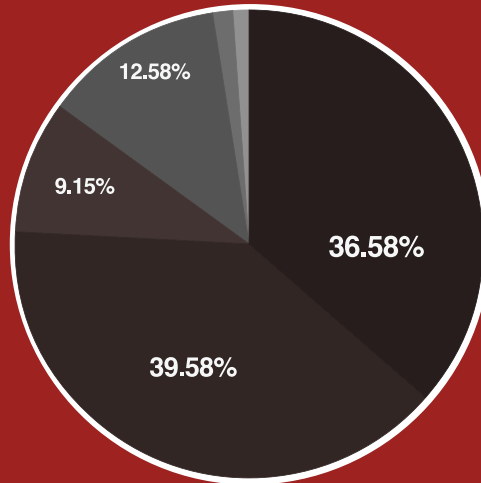
Washington City Statistics

	2019	2020
Population	31,058	33,678
Budget	\$51,925,464	\$76,349,205
Total Staff (FTE's)	234	280
New Residential Building Permits	588	686
Sales Tax per capita	\$170	\$228
# of power outages	35	27
Water per capita per day (gallons)	427	226
Visitors to Community Center	409,267	254,396
Police calls for service	9,500	10,298
Police response times	5:26	9:00
Fire calls for service	870	1,006
Fire response times	7:38	8:05
EMS calls for service	1022	1279
Code enforcement cases	1937	1951
# of new business licenses	366	424
Miles of streets repaired	21.3	19.8
Acres of parks	117	160



Expense By Fund: Total Expense \$60,546,611

39.58% Enterprise Fund
36.42% General Fund
12.58% Capital Projects
9.15% Debt Service Fund
1.28% Internal Service
.98% Special Revenue



***Actuals but unaudited.**

2020 Accomplishments

Recorders office decreased the # of days of a grama request from 20 to .5 for finding and distributing records.

Virgin River Trail completed.

Golf Course Driving Range expansion.

Green Spring Park improvements.

Cemetery expansion.

Community Center After School Program 30 Students.

Added 17 miles of bike lanes on city streets.

Electric Substation and distribution line upgrades.

Rebuilt public meeting infrastructure to a hybrid online system.

Improved citizen options for information consumption and interactions.

Refit technology framework to support remote workforce when needed and better communicate with the public.

Provided groundwork for full paperless records system.

City Goals for 2021

Dog Park Phase 2.

Sunrise Valley Park.

Finalize design of 3650 South Wheels Park.

Streamline the commercial development process by migrating to electronic submittals.

Online applications for economic development resources and tools.

Create a web based "projects" map that shows commercial and large housing developments throughout the city

Washington Fields Trafficlight Installation.

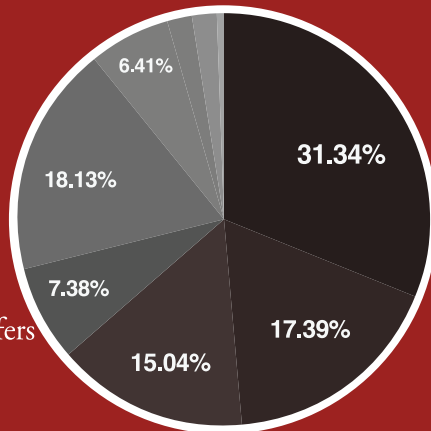
3650 SR-7 Interchange.

Main Street I-15 Interchange.

Implement water saving landscaping standards for new development and construction.

Revenue By Fund: Total Revenue \$80,270,442

31.34% Enterprise Revenue
17.39% Taxes
15.04% Special Fund Revenue
7.38% Charges For Services
18.13% Contribution & Transfers
6.41% Miscellaneous Revenue
1.82% Licenses & Permits
2.08% Intergovernmental Revenue
0.42% Fines & Forfeitures



***Actuals but unaudited.**

